

Shadow Dexterous Hand Lite

Technical Specification
September 2025




Table of Contents

1. Overview.....	3
2. Mechanical Profile.....	4
2.1 Dimensions.....	4
2.2 Kinematic Diagram.....	5
2.3 Kinematic Structure.....	6
2.4 Weight and Payload.....	6
2.5 Speed.....	6
2.6 Material.....	6
3. Communications.....	7
3.1 Features.....	7
3.2 Control.....	7
3.3 Micro-controllers.....	7
4. Sensing.....	8
4.1 Position.....	8
4.2 Force.....	8
4.3 Temperature and Current.....	8
4.4 Hand Sensor Node.....	8
4.5 Tactile Sensing.....	9
5. Actuation.....	9
6. PC and Software.....	9
6.1 Open Platform.....	9
6.2 ROS.....	10
7. Power.....	10
8. Options.....	10
8.1 Left Hand.....	10
8.2 All Finger Tactile Sensor.....	10
8.3 Other Hand Configurations.....	11

1. Overview

The Shadow Dexterous Hand Lite is a light, advanced humanoid robot hand system that provides 16 movements to reproduce the human hand's kinematics and dexterity as closely as possible. It has been designed to provide comparable force output and movement precision to the human hand.

Shadow Hand systems have been used for research in grasping, manipulation, neural control, brain-computer interface, industrial quality control, and hazardous material handling.

The Shadow Dexterous Hand Lite is a self-contained system - all actuation and sensing are built into the hand and forearm. The Shadow Dexterous Hand Lite development kit includes:

- Control systems
- Software (provided under GNU GPL or BSD as appropriate)
- ROS compliant
- PC
- Power supplies
- Tactile sensing
- Auxiliary equipment (if required)
- Documentation and training

All versions of the Hand use an EtherCAT bus (Ethernet for Control Automation Technology), providing a 100Mbps Ethernet-based communications field bus and full integration into ROS (Robot Operating System).

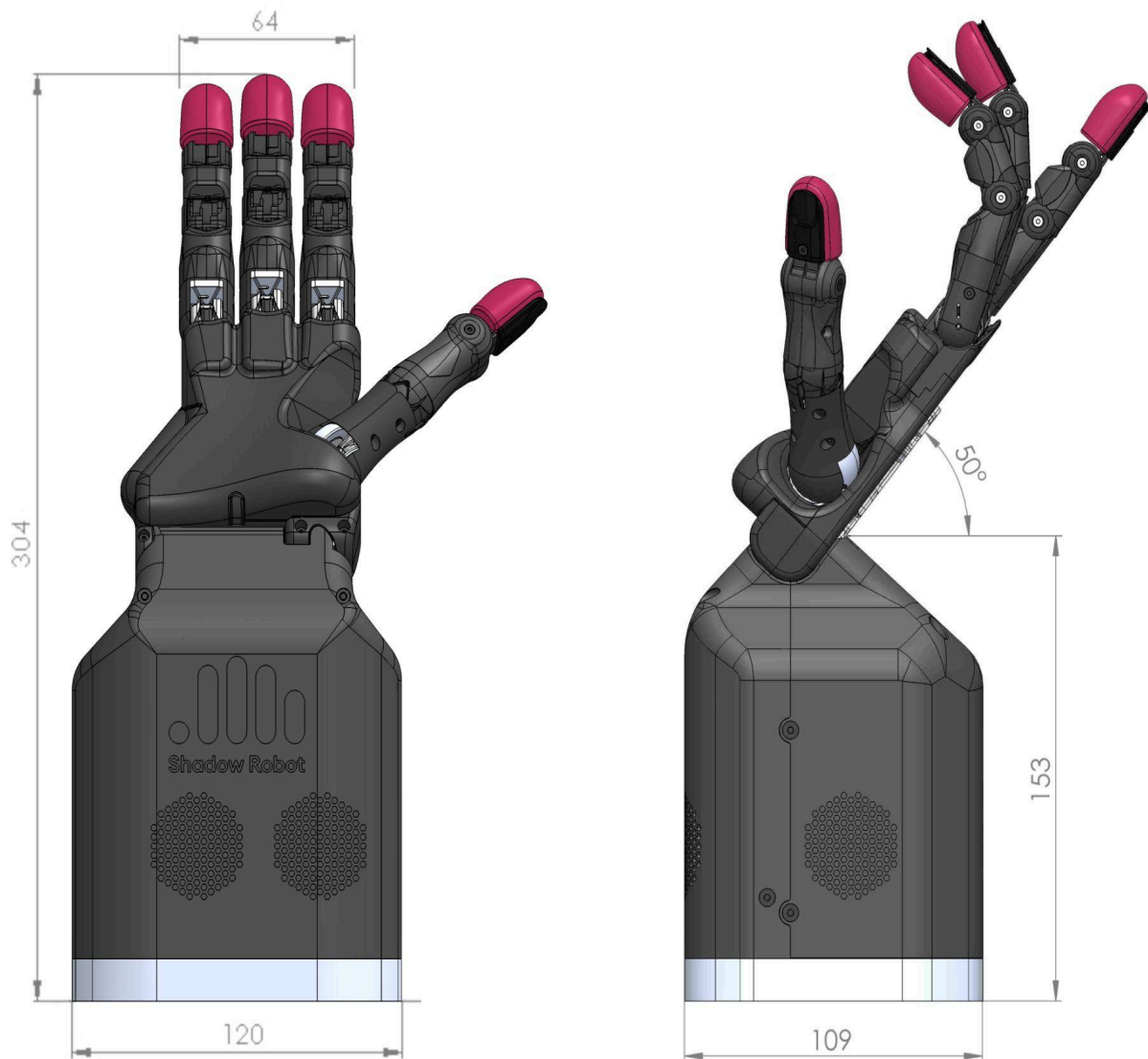
The Hands use Shadow's electric "Smart Motor" actuation system and integrate position and force* control electronics, motor drive electronics, motor, gearbox, force sensing and communications into a compact module, 13 of which are packed into the Hand base.

** The force control is used to protect the Hand. It can also be set to do zero-force control to make the joints back-drivable. But force/torque control at the joints is not available.*

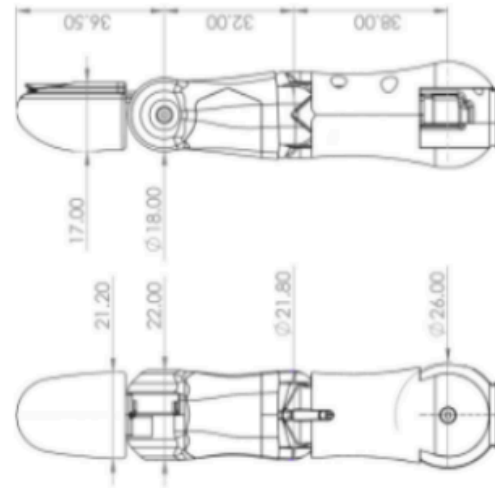
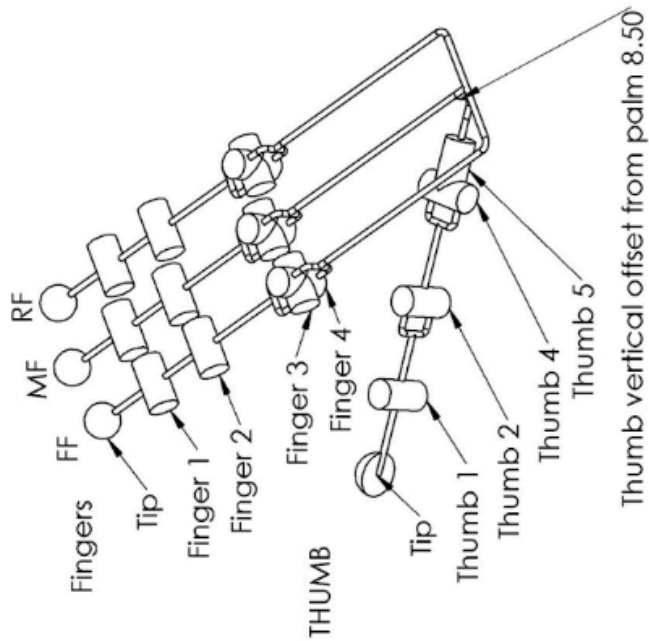
2. Mechanical Profile

2.1 Dimensions

The Hand has been designed to be similar in shape and size to a typical male hand and to reproduce as closely as possible the kinematics and dexterity of the human hand. The fingers are all the same length, with the knuckles staggered to give comparable fingertip locations to the human hand.

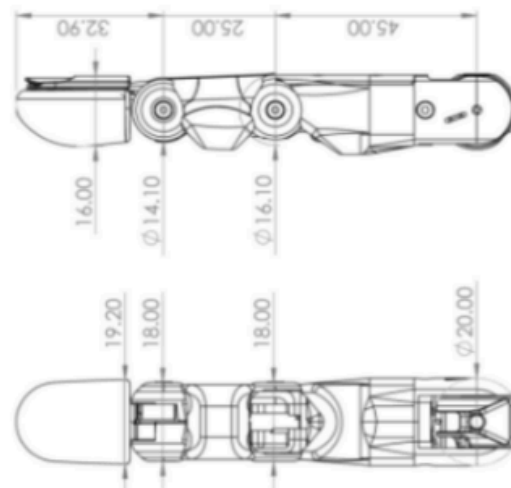
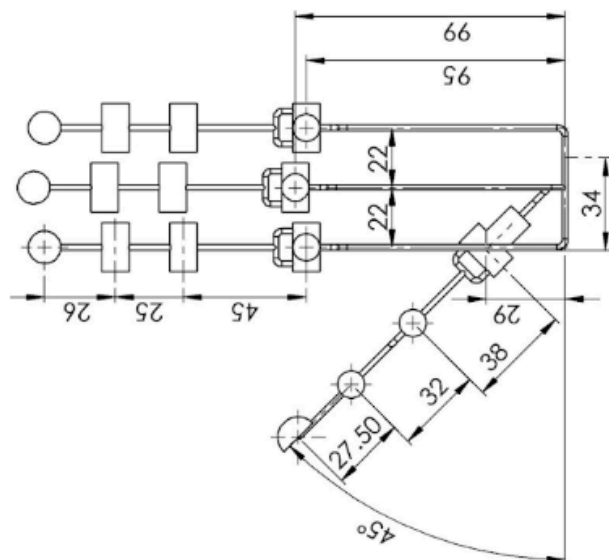


2.2 Kinematic Diagram



Thumb

Positive rotations
are anti-clockwise



Finger

2.3 Kinematic structure

The Dexterous Hand Lite kinematics are optimized to be as close as possible (within engineering constraints) to the kinematics of the human hand.

Joint(s)	Degrees		Radians		Notes
	Min	Max	Min	Max	
FF1, MF1, RF1	0	90	0	1.571	Coupled
FF2, MF2, RF2	0	90	0	1.571	
FF3, MF3, RF3	-15	90	-0.262	1.571	
FF4, MF4, RF4	-20	20	-0.349	0.349	
TH1	-15	90	-0.262	1.571	
TH2	-40	40	-0.698	0.698	
TH4	0	70	0	1.222	
TH5	-60	60	-1.047	1.047	

The thumb has 4 degrees of freedom and 4 joints. Each finger has 3 degrees of freedom and 4 joints.

The distal joints of the fingers are coupled in a manner similar to a human finger, such that the angle of the middle joint is always greater than or equal to the angle of the distal joint. This allows the middle phalange to bend while the distal phalange is straight.

All joints except the finger distal joints are controllable to $\pm 1^\circ$ across the full range of movement.

2.4 Weight and Payload

The Hand and forearm have a total weight of 2.4 kg. The Hand, while in a power grasp, can hold up to 4 Kg.

2.5 Speed

Movement speed is dependent on safety settings in the control system. Typical parameters allow a full-range joint movement in free space to operate at a frequency of 1.0 Hz.

2.6 Material

The entire system is built with a combination of metals and plastics, including aluminium, brass, acetyl, polycarbonate and polyurethane flesh.

3. Communications

All versions of the Hand use an EtherCAT bus. EtherCAT (Ethernet for Control Automation Technology) is a 100Mbps ethernet-based fieldbus. It is currently used in a number of systems, such as Willow Garage's PR2 robot, making these versions of the Hand compatible with the PR2 and any other research or industrial control systems that are EtherCAT/ROS compatible. The EtherCAT bus plus ROS requires a powerful multi-core PC (supplied) with a standard Ethernet port. The EtherCAT protocol used by the hand is simple since the position control loop happens in the host.

3.1 Features

- Enable and disable torque control
- Change the torque control PID values
- Change operational limits such as force and temperature cut-outs
- Reset motors
- Adjust data transmission rates for motors and tactile sensors
- Track error and status indicators from the components
- Download new firmware into the Smart Motor modules

3.2 Control

As standard, the EtherCAT Hand implements a position control strategy in the host PC. Other control algorithms can be used as much more complex control strategies can be implemented, fusing information from joint and tactile sensors and even visual signals via ROS.

The torque loop is closed inside the motor unit at 5kHz. The PID settings for this loop can be changed in real time. Alternatively, new firmware can be downloaded into the motor units if you require a different control strategy, or a new version is available from Shadow. All other control loops run at 1kHz through the host.

The PID controllers are set up in the configuration or boot phase of the system, can be changed on the fly, and can be configured to operate from sensor data permitting control of joint position, force, or user-supplied parameters.

3.3 Micro-controllers

Microchip PIC18Fxx80 microcontrollers are used for embedded control throughout the robot system, except on the palm, where a PIC32 is used, and on the tactile sensors, where PSoCs are used. The firmware is available upon request by the customer under a Non-Disclosure Agreement (NDA). All microcontrollers are connected to the internal bus and can be accessed via the EtherCAT interface.

4. Sensing

All sensor data are presented to the PC at various rates depending on the rate setting for that sensor. Typical rates are:

	Update Rate	Bits
Position	1000 Hz	12
Tactile	1000 Hz	12
Force	500 Hz	12
Temperature	100 Hz	12
Current	100 Hz	12

4.1 Position

A Hall effect sensor senses the rotation of each joint locally with a typical resolution of 0.2 degrees. This data is sampled in the Hand by 12-bit ADCs. Data is provided to the communication bus in raw form and is calibrated at the host.

4.2 Force

A separate force sensor measures the load in each of the pair of tendons driven by the Smart Motor unit. This data is captured by 12-bit ADCs and used locally for torque control. The data is also transmitted back to the PC. The sensors have a resolution of about 30mN. They are zeroed, but not calibrated. I.e. A reading of zero means zero difference between the tendons.

4.3 Temperature and Current

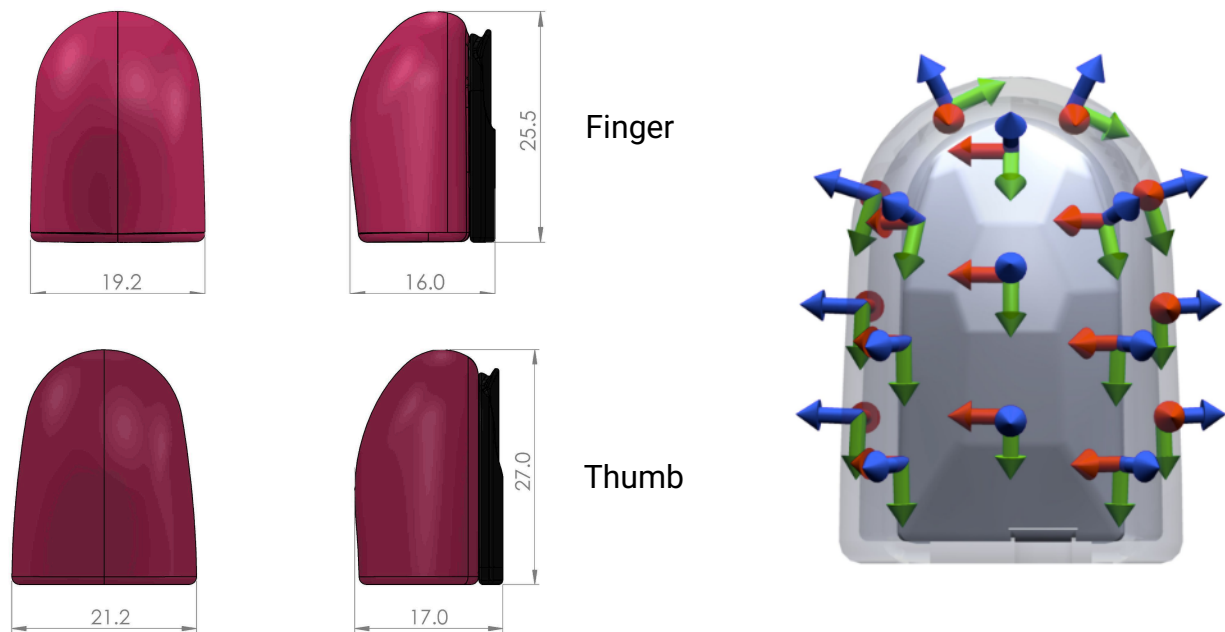
The current flow through the motor unit and the temperature of the motor unit are measured internally to the Smart Motor unit and are used to ensure safety and reliability.

4.4 Hand Sensor Node

The Hand Sensor Node, which is made up of a number of PCBs throughout the palm, fingers and thumb, reads joint position data and tactile sensing data, provides this to the communication bus in raw form, and is calibrated at the host. Other sensors can be attached to the Hand sensor node by request and arrangement.

4.5 Tactile Sensing

All Shadow Hands come with two Shadow Tactile Fingertips (STFs) fitted on the thumb and index finger as standard. Additional sensors can be purchased. The STF has 17×3 DoF taxels. Each taxel consists of a magnet and an accompanying 3-axis Hall effect sensor. The data is uncalibrated and sampled by a 12-bit ADC.



5. Actuation

Each of the thirteen Smart Motor nodes drives a Maxon motor using PWM. The Smart Motor node implements a PID controller, which can be set to control position in the joints or set to do zero force in the tendons at the motor end and make the joints backdrivable.

6. PC and Software

All Hands are supplied with a standard multi-core laptop running Ubuntu with EtherCAT-compatible network ports (more optional). The drivers and other useful packages are installed by default on the computer. The software is based on the ROS meta-operating system.

Software in the host PC provides sensor calibration and scaling, mappings from sensor names to hardware, and permits easy access to all robot facilities from Python and/or C++.

6.1 Open platform

- All source codes for the micro-controllers and schematics for the electronics subsystems are available on request under the Non-Disclosure Agreement (NDA).

- Example code, along with documentation, is provided, along with access to e-mail support from Shadow.
- Solid models (VRML) and kinematic data are supplied via ROS.
- An open software layer supports easy interfacing between this and other systems, as well as quick prototyping of algorithms and tools.

6.2 ROS

The Shadow Dexterous Hand is fully compatible with ROS (Robot Operating System www.ros.org), providing a full range of capabilities, including:

- Control
- Visualisation
- Simulation

A repository provides a simulated model of the Hand running in the Gazebo simulator. It integrates a full physics model for grasping and manipulation development. The `shadow_robot_ethercat` stack provides the drivers for the Hand.

All the back-ends (simulated or real) present the same interface to your software - selection is simply made depending on which launch file is used, be it the real Hand or the simulated Hand, making it easy to test software away from the hardware and then run on the real hardware.

7. Power

Power supplies are provided with the Hand: 24 V @ 2.5

8. Options

The following options may be selected at the time of ordering.

8.1 Left Hand

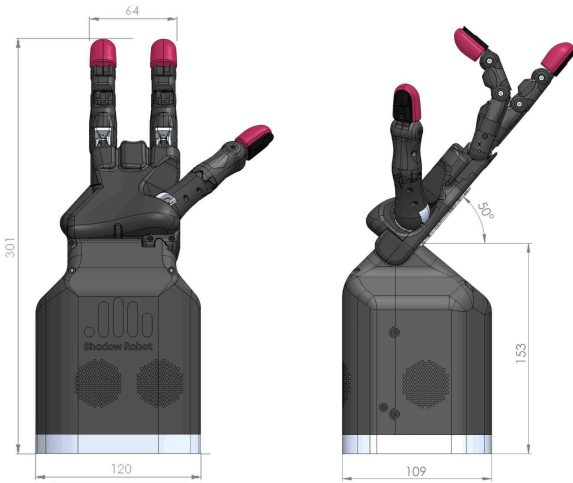
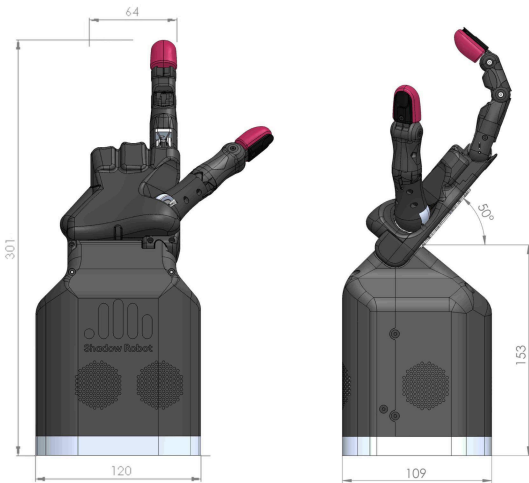
The Left Hand is functionally identical to the standard Hand, but mirrored for use in a bi-manual system.

8.2 All Finger Tactile Sensor

Optional fingertip tactile sensors are available for the remaining fingers.

8.3 Other Hand Configurations

Optional hand configurations are available for lighter platform payloads:

Hand model	Hand View	No Fingers / DOF / Weight / Payload
Dexterous Hand ExtraLite		3 Fingers / 10 D.O.F / 1.8Kg / 3Kg
Dexterous Hand SuperLite		2 Fingers / 7 D.O.F / 1.2Kg / 2Kg

Shadow Robot Company

Unit 31, Spectrum House
32-34 Gordon House Rd
London NW5 1LP
United Kingdom
+44 (0)20 7700 2487

www.shadowrobot.com
hand@shadowrobot.com